



miptv[®]

8-10 APRIL 2024

Palais des Festivals, Cannes, France

Featuring...

mipdoc[®]

mipformats[™]

PRE-MIPTV 6-7 APRIL 2024

COMPANY HUB

User guide

for Company Account Administrators

TABLE OF CONTENT

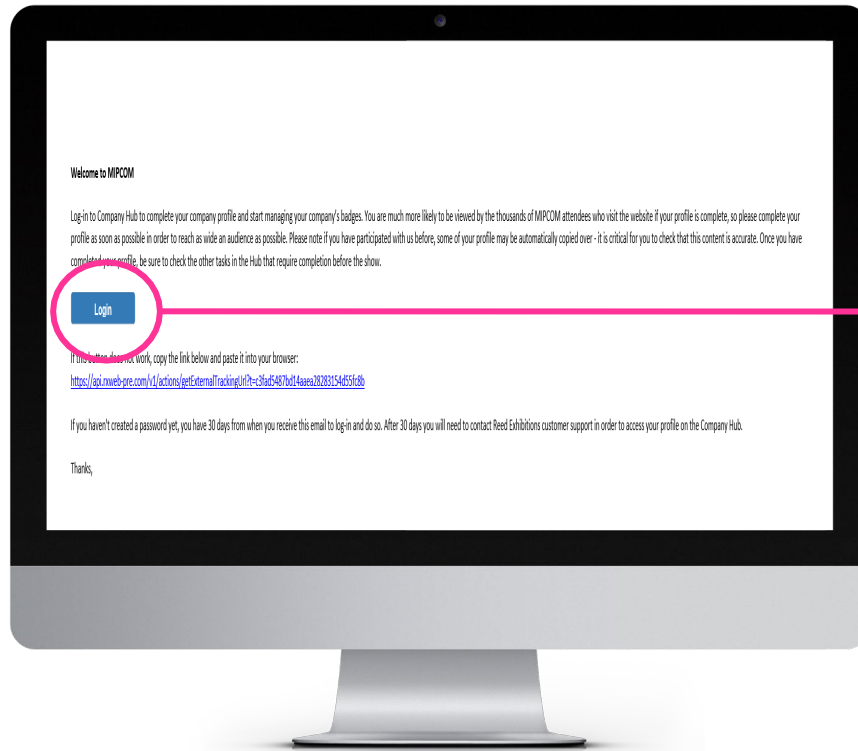
1. Glossary
2. Log into your company account
3. Homepage of your company hub
4. Edit my profile
5. Use your Emperia Lead Generation Solution
6. Allocate your badges & Invite Manager (delegates on your stand / affiliates / Umbrellas)
7. Manage Badges
8. What your delegates see on the company hub
9. E-shop (Purchase additional delegate badges, Content Credits & Dashboard Pro)
10. Upgrade your digital service package (Bronze / Silver / Gold)
11. Manage your Company Entitlements
12. Your Company dashboard analytics
13. Your participant view and actions

1. GLOSSARY

- ❖ **Affiliates** : Companies or individuals officially attached to the main stand holder, often for the purpose of marketing and sales.
- ❖ **Umbrellas** : participants registered under a main stand holder who is a Pavilion
- ❖ **Dashboard** : Interface where you can monitor your leads and your company page statistics
- ❖ **E-Shop** : An e-commerce feature that allows administrators to purchase additional services online such as content credits or the Dashboard PRO option
- ❖ **Emperia Digital Lead Gen** : A tool for exhibitors to collect online leads when buyers view their content in the MIPCOM digital screening library or when someone send a request for a meeting.
- ❖ **Emperia On-site lead capture** : MIP Markets' mobile app that allows MIPCOM exhibitors to scan visitors' badges at the market and find their contacts in the online dashboard .
- ❖ **Entitlements** : Rights for purchased services (credits for the screening library, etc.).
- ❖ **MIPDOC Screenings Library**: Only MIPTV exhibitors have the opportunity to market their programmes & projects in the MIPTV Digital Content Library by purchasing content credits. Then, all buyers can screen those content and reach out to exhibitors.
- ❖ **MIPTV Digital Content Library**: Only MIPTV exhibitors have the opportunity to market their programmes & projects in the MIPTV Digital Content Library by purchasing content credits. Then, all buyers can screen those content and reach out to exhibitors.
- ❖ **Primary administrator** : The main contact in your company who prepares for the market, has access to the E-shop to purchase extra services, updates the company page, receives Emperia lead notifications, registers exhibitor delegates, invites affiliates/umbrellas and adds other secondary administrators. Once added, secondary administrators can have the same rights as the primary one (unlimited additional secondary admins).


2. HOW TO LOG INTO YOUR COMPANY SPACE

Once your participation is confirmed, you will receive an email from RX Global : no-reply@rxglobal.com
If you have not received it, please contact the [Help Desk](#)



Click on the link **received by email** and **personalize your password**









3. HOMEPAGE OF YOUR COMPANY HUB

| Company Name | Digital offering |
|---|--|
|  |  |

Here you will **find information about your registration** : company name, digital offer, stand number, size of your stand

Here you will find the **name of your company**

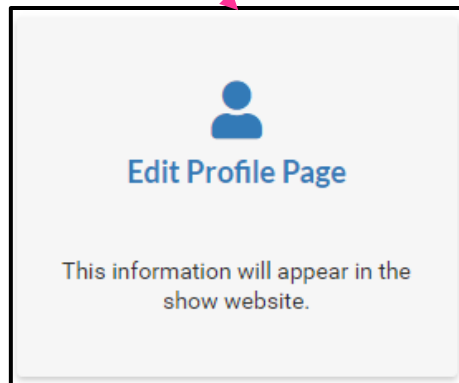
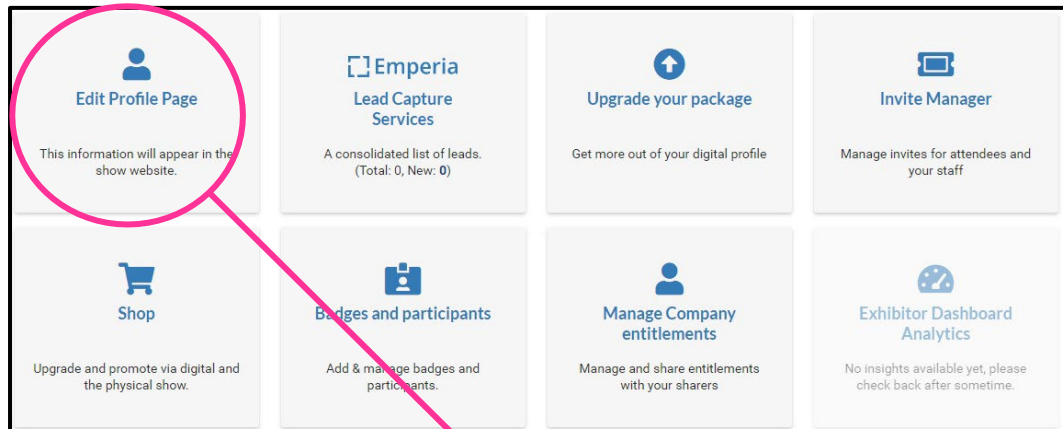
Here you will find the name **of your package type**

| | | | |
|--|---|---|--|
|  Edit Profile Page This information will appear in the show website. |  Lead Capture Services A consolidated list of leads. (Total: 0, New: 0) |  Upgrade your package Get more out of your digital profile |  Invite Manager Manage invites for attendees and your staff |
|  Shop Upgrade and promote via digital and the physical show. |  Badges and participants Add & manage badges and participants. |  Manage Company entitlements Manage and share entitlements with your sharers |  Exhibitor Dashboard Analytics No insights available yet, please check back after sometime. |

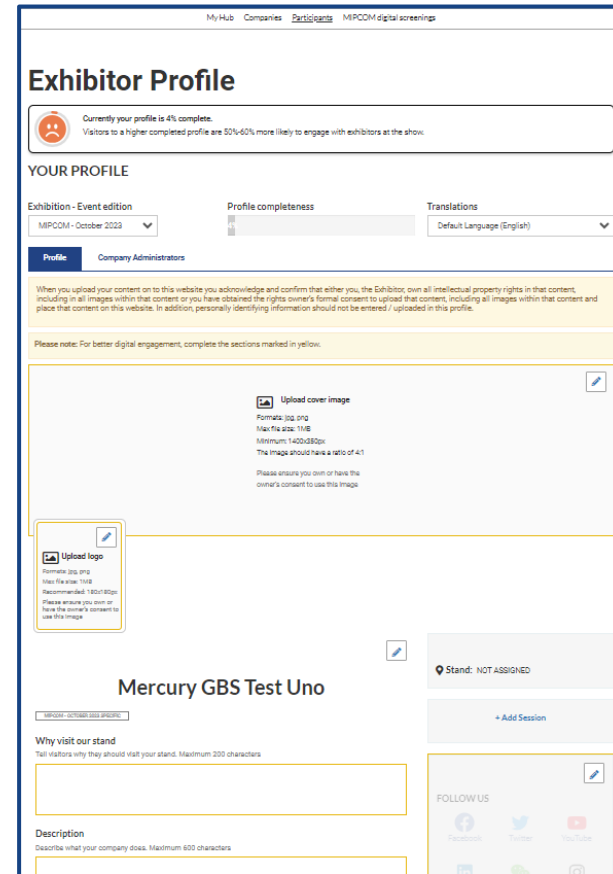
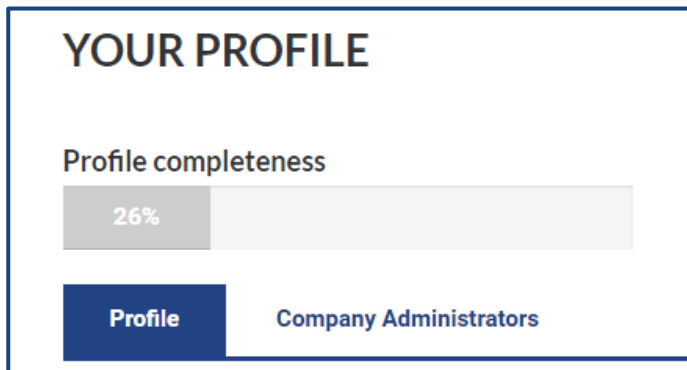
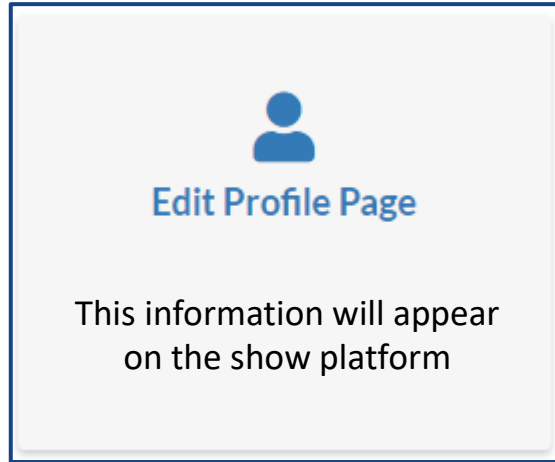
Here are the details of each section of your Company Hub

4. EDIT MY PROFILE

The profile editing section is made up of two parts, one dedicated to **editing your company profile**, the other for **managing/adding other administrators from your company**.



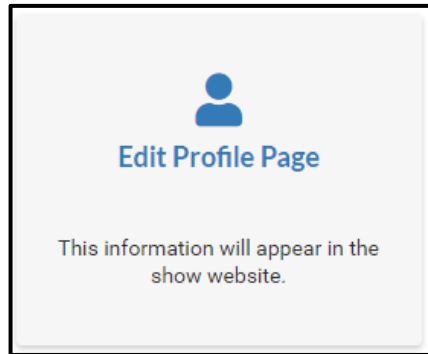
4. EDIT MY PROFILE – PROFILE TAB



Please complete your company profile with as many details as possible !

Logo, description, cover image... **Boost your business opportunities!**

4. EDIT MY PROFILE – COMPANY ADMINISTRATOR TAB



Profile **Company Administrators**

Create and manage administrators for your company, including a role. Each administrator will be sent an email with login information, there can be multiple administrators for each role and the same persons details can be entered with multiple roles. There must be one Primary Administrator. Please ensure you have the person's permission to add their details.

+Add Company Administrator

| | First name | Last name | Email address | Login roles | |
|--------------------------|------------|---------------|-----------------------------------|-------------------------|--|
| <input type="checkbox"/> | Test | SEPC Pavilion | test@sepcpavilion.com | Primary Administrator | |
| <input type="checkbox"/> | EMMANUELLE | GROS | emmanuelle.gros@rxglobal.com | Secondary Administrator | |
| <input type="checkbox"/> | Tristan | BOISSIER | tristan.boissier-ext@rxglobal.com | Secondary Administrator | |

Select the Administrators to whom you want to resend the activation email.

Resend activation email

Please add any of your colleagues who should have access to the company page full set up (including E-shop). They will receive an activation email.

Resend the activation email to the company page (in case your colleague did not receive it)

Update your company admins list at anytime

4. EDIT MY PROFILE – UPLOAD CONTENT (FOR EXHIBITORS ONLY)

MIPTV Exhibitors benefit from 3 content credits. They can purchase extra content credits to showcase projects and programmes into the MIPTV Digital Content Library and MIPDOC Screenings Library and generate leads from buyers

STEP 1

Access the e-shop to purchase content credits

STEP 2

Add each project or programme you wish to present with a full description and a video file *(if needed)*

We also recommend you to **upload documents about your company**, such as press releases or other material that may represent your company.

The screenshot displays two sections of the MIPTV exhibitor profile interface. The top section, titled "Gallery of Projects and Programmes", includes a message stating "Your company IS NOT eligible to add Projects and Programmes." and a disabled "Add Content" button. Below this, it shows "Products added: 0" and a blue button labeled "Purchase Content Uploads". The bottom section, titled "Upload Documents", prompts the user to "Select a category (Brochure, Case Study, White Paper, Press Release or Other) and upload the PDF file." It features a dropdown menu with "Select a category..." and a blue "Upload PDF file" button. A note below the button states "Maximum size 5MB per file." Red circles and arrows highlight the "Purchase Content Uploads" button and the "Upload PDF file" button, linking them to the corresponding steps in the text.

5. EMPERIA: THE LEAD GENERATION SOLUTION

- ❖ **Emperia is a Mobile app** to scan visitors' badge at the market. Collect contacts and find them in your online report on your exhibitor dashboard in the company hub.
- ❖ **Emperia is also tool for exhibitors to collect leads online** when buyers screen their content in the digital screening library or when a participant requests contact online.

5. EMPERIA: THE LEAD GENERATION SOLUTION

Edit Profile Page
This information will appear in the show website.

Emperia Lead Capture Services
A consolidated list of leads. (Total: 0, New: 0)

Upgrade your package
Get more out of your digital profile

Invite Manager
Manage invites for attendees and your staff

Shop
Upgrade and promote via digital and the physical show.

Badges and Participants
Add & manage badges and participants.

Manage Company entitlements
Manage and share entitlements with your sharers

Exhibitor Dashboard Analytics
No insights available yet, please check back after sometime.

Emperia Lead Capture Services
A consolidated list of leads. (Total: 0, New: 0)

LEADS REPORT
Generate and then download your leads report

Generate Leads report Download report

Total Leads: 3
New Leads: 0

Last generated: 24/01/24, 05:46 PM Last downloaded: 24/01/24, 05:46 PM

GETTING STARTED
MIPTV is fast approaching. We want to make sure you're prepared for an important part of your experience - collecting leads with the Emperia Lead Retrieval Application. Using the app at the event is easy - simply scan the code on the visitor badge to capture your connection and record their contact details. Here's a simple "Exhibitor's Guide to Emperia" to get you started and answer some commonly asked questions about the Emperia lead scanning tool.

Available on app store and play store

Download on the App Store
GET IT ON Google Play

LOGIN DETAILS
Use these credentials to login to the app. Share this access code with your colleagues from your company so they can capture leads on their own devices as well.

Company access code
4A48ZN92

DOCUMENT(S) YOU WANT TO SHARE WITH YOUR LEADS
Select up to 3 documents that you want to highlight and share with your leads as part of the end-of-show summary email that the visitors will receive.

CUSTOM QUESTION(S)
Add custom qualifying questions that you would like to ask your leads during lead capture using the Emperia app at the show. Add multi-choice options for each question. Receive these questions and the captured responses as part of your leads report post show.

5. EMPERIA: THE LEAD GENERATION SOLUTION

Mobile app to scan visitors' badge at the market

GETTING STARTED

MIPCOM is fast approaching. We want to make sure you're prepared for an important part of your experience - collecting leads with the Emperia Lead Retrieval Application. Using the app at the event is easy - simply scan the code on the visitor badge to capture your connection and record their contact details. Here's a simple "Exhibitor's Guide to Emperia" to get you started and answer some commonly asked questions about the Emperia lead scanning tool.

Available on app store and play store

Download on the App Store

GET IT ON Google Play

LOGIN DETAILS

Use these credentials to login to the app. Share this access code with your colleagues from your company so they can capture leads on their own devices as well.

XXXXXX
RQVH6NAZ

Download the Emperia Mobile app from the App Store or Google Play

Customize your account by indicating your company access code

DOCUMENT(S) YOU WANT TO SHARE WITH YOUR LEADS

Select up to 3 documents that you want to highlight and share with your leads as part of the end-of-show summary email that the visitors will receive.

CUSTOM QUESTION(S)

Add custom qualifying questions that you would like to ask your leads during lead capture using the Emperia app at the show. Add multi-choice options for each question. Receive these questions and the captured responses as part of your leads report post show.

Upload up to 3 documents about your company sent to the visitors you scan at the market

Add qualification questions that will be asked to the visitors you scan, in order to better know them


5. EMPERIA: THE LEAD GENERATION SOLUTION


Download your leads

EMPERIA

DOWNLOAD LEAD REPORT
Download your consolidated leads in the format of your choice

Total Leads 0 New Leads 0

 .CSV

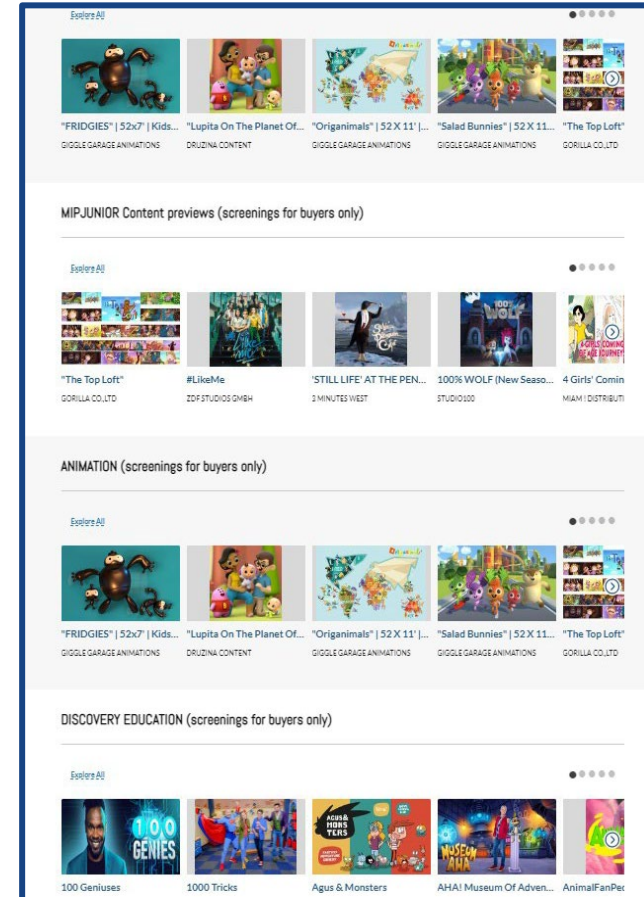
 .XLSX

Download the full list of all your online leads and scanned contacts in 1 report available in .csv or .xlsx format

5. EMPERIA: THE LEAD GENERATION SOLUTION

Generating leads online with content

- ❖ This is a tool for **exhibitors to collect leads online**. Exhibitors can receive **leads when buyers view their content** in the screening library or when a **participant requests contact online**.



6. INVITE MANAGERS

Managing delegate, umbrellas and affiliates' registrations

In this section, you will find the **registration links to be sent to the delegates of your stand quota, affiliates and umbrellas**

Grid of dashboard tiles:

- Edit Profile Page
- Emperia Lead Capture Services
- Upgrade your package
- Invite Manager** (circled in pink)
- Shop
- Badges and participants
- Manage Company entitlements
- Exhibitor Dashboard Analytics

Invite Manager
Manage invites for attendees and your staff

View and manage your invites. Simply copy the links below and insert them into your email and social network campaigns.

ACTIVE INVITES

| Status | Invite Type | Link | Links Available | Link Views | Action |
|---|-----------------|---|-----------------|------------|-----------------------------|
| Active | Affiliate Badge | https://www.mipcom.co... Copy | 1/2 | 32 | Buy More Links |
| View completed registrations | | | | | |
| Active | Umbrella Badge | https://www.mipcom.co... Copy | 9999/9999 | 20 | Buy More Links |
| View completed registrations | | | | | |
| Active | Delegate Badge | https://www.mipcom.co... Copy | 24/26 | 24 | Buy More Links |
| View completed registrations | | | | | |

IMPORTANT :


- Pavilion must use only Umbrellas links (mandatory)
- Stand holder must use only Affiliate links (mandatory)

6. INVITE MANAGERS

Managing umbrellas and affiliates' registrations out of your quota

The screenshot shows the 'Manage Invites' section. Under 'ACTIVE INVITES', there is an 'Umbrella Badge' with an 'Active' status. A link is displayed: <https://www.mipcom.com/en-gb/register.html?code...>. To the right of the link are 'Links Available' (represented by an infinity symbol) and 'Link Views' (represented by the number 3). A 'Buy Links' button is also visible.

Indicates the number of registrations available.

Copy the link using the button 
Send this link to your umbrellas and affiliates for them to register

Indicate the number of people who have clicked on the link but have not completed the registration.

You can find the list of people who registered with your personalized link just below.

| Name | Initial de profile | Statut | Email |
|-----------------|--------------------|-----------|---------------------------|
| Test registrant | Test registrant | ACTIVATED | testregistrant@mipcom.com |

6. INVITE MANAGERS

Preview of the invitation link


By clicking on the link, your delegates, affiliates or umbrellas will get access to the dedicated page to **order their badge**

They will find the name and number **of your stand**

They can order their badge

Exhibiting Delegate Registration

Please select your chosen number of badges from the list below. Registration can be completed in a few quick and simple steps!

 You've been invited to share a stand with
Mercury GBS Test Dos on stand TEST02

By accepting the invite you understand that Mercury GBS Test Dos will be informed of your registration.

Exhibitor
€540 Excl. Tax

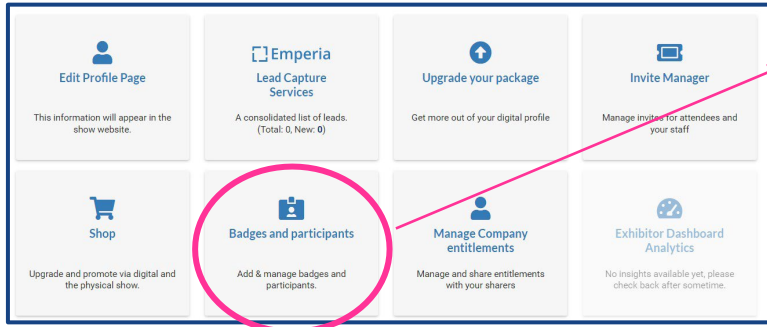
- Access to the Pre-MIPTV weekend on 6-7 April - MIPDOC & MIPFORMATS
- 3 days exhibition market on 8-10 April in Cannes, France...

[More info](#)

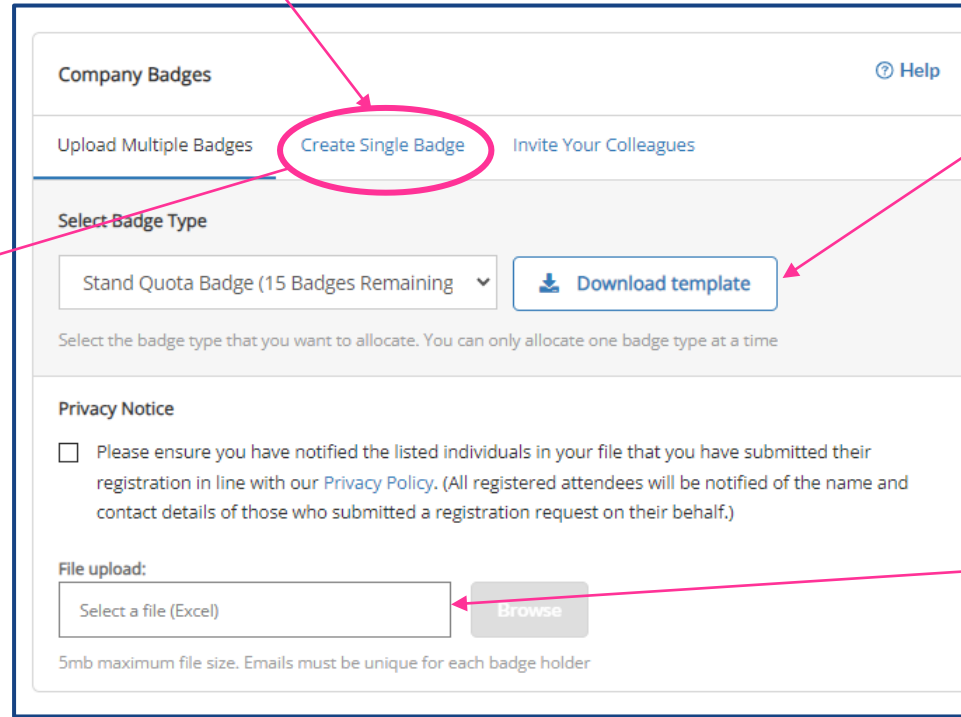
1 badge(s) selected... Clear selection Register

7. MANAGE YOUR COMPANY BADGES

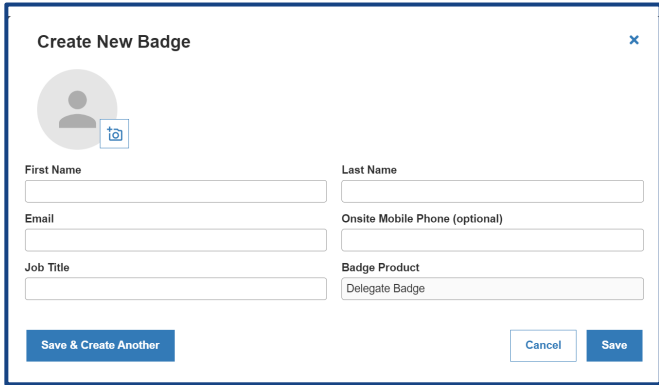
Allocate badges for your company



CLICK HERE if you want to create a single Badge



Use this template to upload multiple delegates at the same



Once you have fill in the template, upload your file and click on browse

7. MANAGE YOUR COMPANY BADGES

Purchase additional delegate badges from your quota stand

A dashboard overview with eight tiles. The 'Badges and participants' tile is circled in pink. A pink arrow points from this tile to the 'Buy Badges' button in the 'Badge manager' panel.

- Edit Profile Page**: This information will appear in the show website.
- Emperia Lead Capture Services**: A consolidated list of leads. (Total: 0, New: 0)
- Upgrade your package**: Get more out of your digital profile
- Invite Manager**: Manage invites for attendees and your staff
- Shop**: Upgrade and promote via digital and the physical show.
- Badges and participants**: Add & manage badges and participants. (Circled in pink)
- Manage Company entitlements**: Manage and share entitlements with your sharers
- Exhibitor Dashboard Analytics**: No insights available yet, please check back after sometime.

The 'Badge manager' interface. The 'Buy Badges' button is circled in pink. A pink arrow points from this button to the 'Buy Badges' modal.

Badge manager
View your badges and allocate them to your staff

Allocate badges | Your company badges

Buy Badges

Buy more badges

Buy Badges (Circled in pink)

Company Badges [Help](#)

You don't currently have any badges to allocate.

Sharer Badges

| Sharer Company | Badges Used |
|----------------|-------------|
|----------------|-------------|

The 'Buy Badges' modal. The quantity '0' is circled in pink. A pink arrow points from the 'Buy Badges' button in the 'Badge manager' panel to this modal.

Buy Badges ✕

Exhibitor Buyer registration
€540

Quantity: **0** (Circled in pink)

Total (exl tax): €0
Tax (based on billing address): €0
Total: €0

Cancel **Checkout**

7. MANAGE YOUR COMPANY BADGES

Edit Profile Page
This information will appear in the show website.

Lead Capture Services
A consolidated list of leads. (Total: 0, New: 0)

Upgrade your package
Get more out of your digital profile

Invite Manager
Manage invites for attendees and your staff

Shop
Upgrade and promote via digital and the physical show.

Badges and participants
Add & manage badges and participants.

Manage Company entitlements
Manage and share entitlements with your sharers

Exhibitor Dashboard Analytics
No insights available yet, please check back after sometime.

Badges are available for download and printing 15 days before the market. However, you must have properly completed your profile in its entirety in order to access your badge.

DON'T FORGET TO ADD A PHOTO FOR YOUR BADGE (MANDATORY)

Here you can find the payment status of the badge

Here you can find the exhibitor badges **you have uploaded**

Badge manager

View your badges and allocate them to your staff

Allocate badges **Your company badges (2)**

Company Badges: 2/0 Allocated

To allocate new badges, use the template upload feature in the Allocate Badges tab

Badge Status: All

| Name | Badge Status | Job Title | Badge Product | Payment Status | |
|-------------|--------------|-----------|-----------------|----------------|--|
| Marie Puate | Active | Sales | Exhibitor Badge | Free Badge | |
| Coumba SECK | Active | CDP | Exhibitor Badge | Free Badge | |







7. MANAGE YOUR COMPANY BADGES

Badge manager
View your badges and allocate them to your staff

[Allocate badges](#) **Your company badges (2)**

Company Badges: 2/0 Allocated To allocate new badges, use the template upload feature in the Allocate Badges tab

Badge Status
All

| Name | Badge Status | Job Title | Badge Product | Payment Status | |
|-------------|--------------|-----------|-----------------|----------------|---|
| Marie Puate | Active | Sales | Exhibitor Badge | Free Badge |   |
| Coumba SECK | Active | CDP | Exhibitor Badge | Free Badge |   |

You can modify them

(with the exception of the email address) If you modify the badge, you will need to **re-print** as the previous one will no longer be valid.

⚠️ Once a badge is edited, a new version will be created. The previous badge will be deactivated.

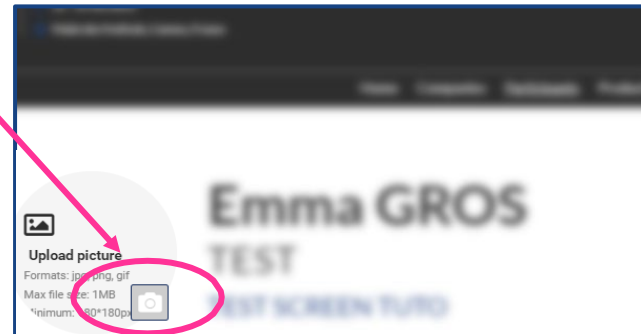
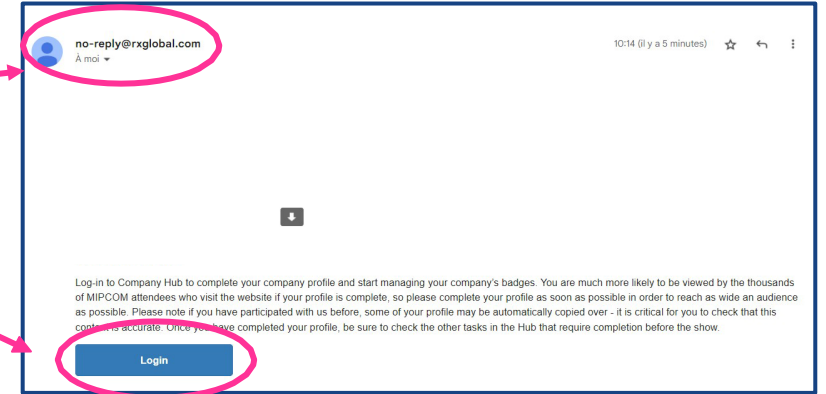
| | |
|---|--|
| First name | Job title |
| <input type="text" value="Steven"/> | <input type="text" value="Trainer"/> |
| Surname | Email |
| <input type="text" value="Building Smith"/> | <input type="text" value="steve@miptv.com"/> |

8. YOUR DELEGATES VIEW AND ACTIONS

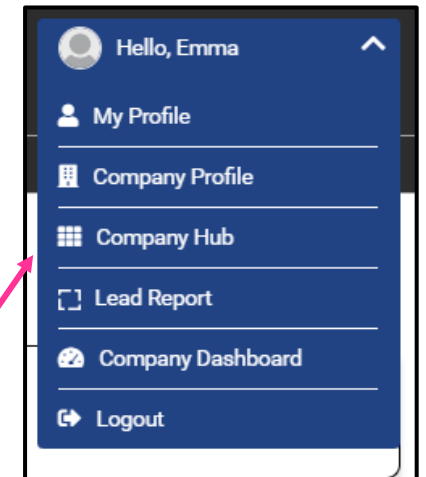
What does your delegates access on the company hub?

As soon as they are registered the **delegate will receive an automatic e-mail** to connect to their profile

Delegate will connect to their profile and will **have access to upload their picture to receive the badge** (sent by email a few days before the market)



This section, located at the top right of the screen, allows them (only admin) to **navigate between their company profile and their personal profile.**



9. E-SHOP SECTION

| | | | |
|---|--|---|--|
| Edit Profile Page This information will appear in the show website. | Emperia Lead Capture Services A consolidated list of leads. (Total: 0, New: 0) | Upgrade your package Get more out of your digital profile | Invite Manager Manage invites for attendees and your staff |
| Shop Upgrade and promote via digital and the physical show. | Badges and participants Add & manage badges and participants. | Manage Company entitlements Manage and share entitlements with your sharers | Exhibitor Dashboard Analytics No insights available yet, please check back after sometime. |

| |
|---|
| Shop Upgrade and promote via digital and the physical show. |
|---|

| | | |
|--|--|-------------------------------|
| | Credit for a project €60 Buy extra credit(s) to upload new project(s) into the MIPTV Digital Content Library / MIPDOC Screenings Library | Add to basket |
| | Credit for a programme €140 Buy extra credit(s) to upload new programme(s) into the MIPTV Digital Content Library / MIPDOC Screenings Library | Add to basket |
| | Exhibitor Dashboard Pro €500 Upgrade to Exhibitor Dashboard Pro to get access to more in-depth performance data before and after the event | Add to basket |

You can **purchase additional services** here, such as:

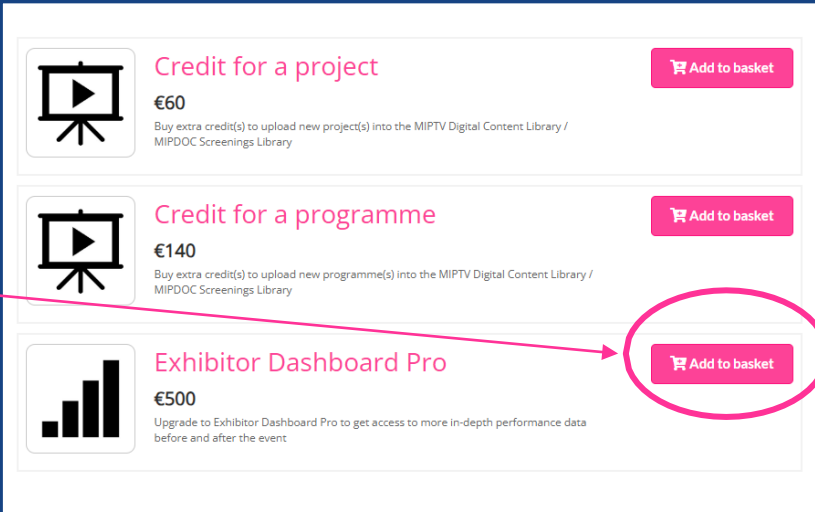
- **Exhibitor Dashboard Pro** (*benefit from extra features on your company dashboard to monitor your profile performance*)
- **MIPTV/MIPDOC credits for content to showcase programmes and projects in the MIPTV Digital Content Library and MIPDOC Screenings Library**

9. E-SHOP SECTION

Purchase digital services

Purchase **additional services** by **adding them to your basket** and proceeding to payment shop

Get 20% of programmes by purchasing 3 or more (discount at check out)



The screenshot displays three digital service items in a list:

- Credit for a project**: €60. Description: Buy extra credit(s) to upload new project(s) into the MIPTV Digital Content Library / MIPDOC Screenings Library. Includes an "Add to basket" button.
- Credit for a programme**: €140. Description: Buy extra credit(s) to upload new programme(s) into the MIPTV Digital Content Library / MIPDOC Screenings Library. Includes an "Add to basket" button.
- Exhibitor Dashboard Pro**: €500. Description: Upgrade to Exhibitor Dashboard Pro to get access to more in-depth performance data before and after the event. Includes an "Add to basket" button, which is circled in red.

10. UPGRADE YOUR DIGITAL PACKAGE: INCREASE YOUR VISIBILITY

Edit Profile Page
This information will appear in the show website.

Emperia Lead Capture Services
A consolidated list of leads. (Total: 0, New: 0)

Upgrade your package
Get more out of your digital profile

Invite Manager
Manage invites for attendees and your staff

Shop
Upgrade and promote via digital and the physical show.

Badges and participants
Add & manage badges and participants.

Manage Company entitlements
Manage and share entitlements with your sharers

Exhibitor Dashboard Analytics
No insights available yet, please check back after sometime.

Upgrade your package
Get more out of your digital profile

Get **more visibility** by upgrading your digital package. Get your company page promoted on top of everyone else

| | YOUR CURRENT PLAN | | |
|--|-------------------|-----------------|-----------------------------------|
| Feature title | Bronze Essentials | Silver Standard | Gold Premium |
| Pricing | € 0 | € 0 | € 1,300 Select |
| Basic Directory Listing Your name, description and a logo. | ✓ | ✓ | ✓ |
| Premium Listing Stand out with more space and company images including your company contact details and a product carousel. | ✗ | ✓ | ✓ |
| Sponsored Filter Category Appear at the top of a filter category results list and be identified as the sponsor. | ✗ | ✗ | ✓ |
| Home Page Promotion Get showcased as an event sponsor on the home page of the event. | ✗ | ✗ | ✓ |

10. UPGRADE YOUR PACKAGE: INCREASE YOUR VISIBILITY

The mention "**your current plan**" indicates the offer already included in your online services package

Choose the package of your choice by adding it to your basket before proceeding to payment

On the left, you will find all the **explanations about the various options available**

| Feature title | Bronze Essentials | Silver Standard | Gold Premium |
|--|----------------------|--------------------|-----------------------------------|
| Pricing | € 0 | € 0 | € 1,300 Select |
| Basic Directory Listing Your name, description and a logo. | ✓ | ✓ | ✓ |
| Premium Listing Stand out with more space and company images including your company contact details and a product carousel. | ✗ | ✓ | ✓ |
| Sponsored Filter Category Appear at the top of a filter category results list and be identified as the sponsor. | ✗ | ✗ | ✓ |
| Home Page Promotion Get showcased as an event sponsor on the home page of the event. | ✗ | ✗ | ✓ |

11. MANAGE COMPANY ENTITLEMENTS

Please find below your available purchased **credits and entitlements for your additional services.**

The image shows a grid of eight service tiles. The tile for 'Manage Company entitlements' is circled in pink. The tiles are:

- Edit Profile Page**: This information will appear in the show website.
- Emperia Lead Capture Services**: A consolidated list of leads. (Total: 0, New: 0)
- Upgrade your package**: Get more out of your digital profile
- Invite Manager**: Manage invites for attendees and your staff
- Shop**: Upgrade and promote via digital and the physical show.
- Badges and participants**: Add & manage badges and participants.
- Manage Company entitlements**: Manage and share entitlements with your sharers
- Exhibitor Dashboard Analytics**: No insights available yet, please check back after sometime.

Based on your credits, you can then upload your content into the screening library in your company page (scroll down to "Gallery of Projects and Programmes").

Manage Company entitlements
Manage and share entitlements with your sharers

Company Entitlements
Allocate to participants or share with sharers for them to allocate to their participants.

Your company entitlements

| Type | Allocated |
|------------------------|-----------|
| Credit for a Programme | 0/3 |
| Credit for a Project | 0/1 |

12. COMPANY DASHBOARD ANALYTICS

- Edit Profile Page**: This information will appear in the show website.
- Emperia Lead Capture Services**: A consolidated list of leads. (Total: 0, New: 0)
- Upgrade your package**: Get more out of your digital profile
- Invite Manager**: Manage invites for attendees and your staff
- Shop**: Upgrade and promote via digital and the physical show.
- Badges and participants**: Add & manage badges and participants.
- Manage Company entitlements**: Manage and share entitlements with your sharers
- Exhibitor Dashboard Analytics**: No insights available yet, please check back after sometime.

Exhibitor Dashboard Analytics

No insights available yet, please check back after sometime.

Exhibitors • Conferences • Forms • Settings • Participants • Matchmaking • Floor Plan • Emperia

Last updated: May 21, 2021 | 12:42PM GMT +05:30

Exhibitor Insights

Show ended on May 13, 2021

Leads

Total leads captured: **26**

Digital engagement

Profile views: **86**

Product views: **22**

Classification of leads by registration into:

View by: **Primary business**

| Category | Percentage |
|------------------------------------|------------|
| Unanswered | 38% |
| Tour operator | 23% |
| Outbound | 23% |
| Group travel company | 8% |
| Travel agency | 8% |
| Retail | 8% |
| Association | 4% |
| Business travel management company | 4% |

100% Profile completion status. Check with the show team for other digital opportunities to increase your performance.

Redirected to your website: **8**

Visitors added you to show plan: **32**

Matchmaking

Number of times we recommended you: **709**

Recommendations viewed: **71**

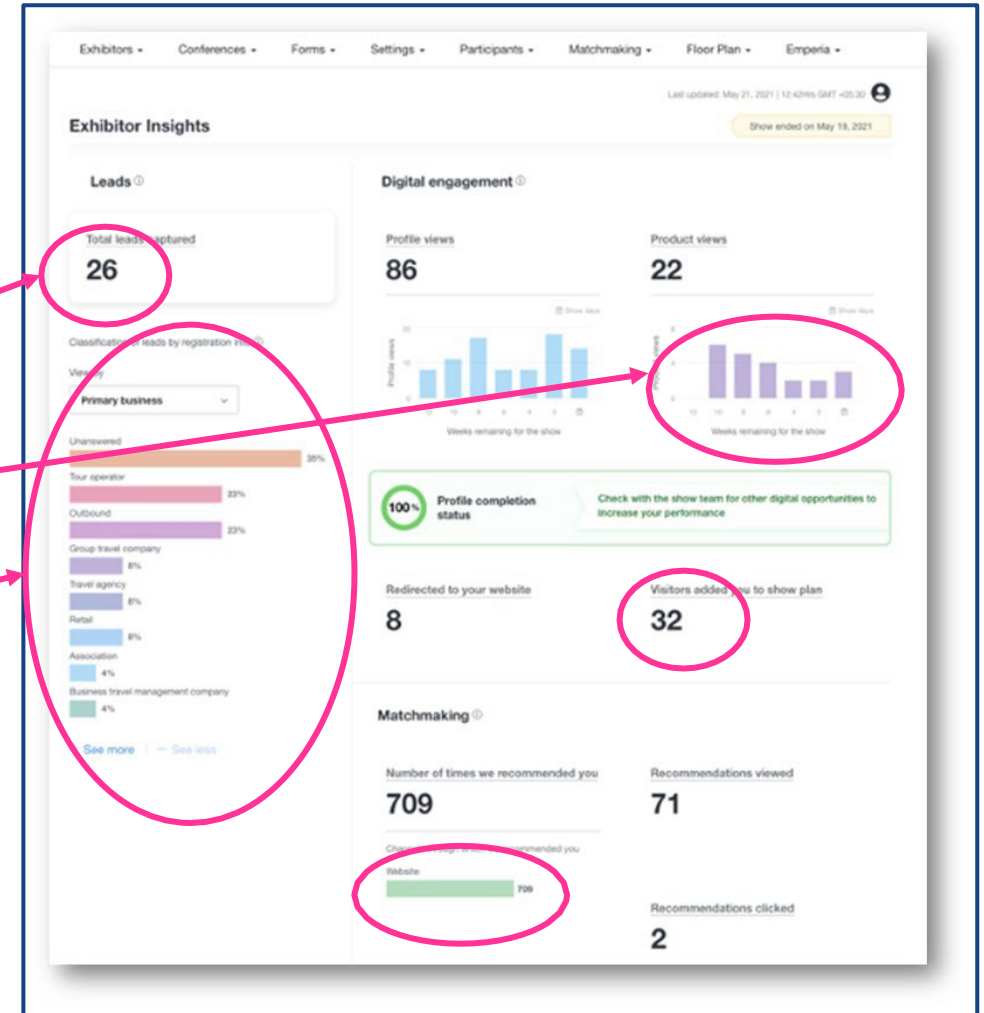
Channels through which we recommended you: Website (709)

Recommendations clicked: **2**

12. COMPANY DASHBOARD ANALYTICS

The Exhibitor Dashboard allows you to access a **wealth of data regarding your performance at the exhibition**. This dashboard synthesizes your leads generated via your screening library and your scans during the *market (with Emperia app)*. Its pro version also allows you to **compare yourself with your competitors**.

A large amount of **data** is available to help you understand the **typology of your leads**, your **strengths**, and **areas for improvement** for your next exhibition.



NEED ANY ASSISTANCE

- Contact our Customer Helpdesk :

- By phone : (+33) 1 47 56 24 00.

Our telephone service is open from Monday to Friday, 9am to 6pm CET.

- [By form](#)
- [Read the FAQ](#)